



The Vet Centre

WAIPU | RUAWAI | MANGAWHAI | MAUNGATUROTO | RUAKĀKĀ



April/May
2025



BRAVECTO[®] QUANTUM

YEAR-LONG FLEA & TICK PROTECTION FOR DOGS, WITH JUST ONE DOSE

BRAVECTO QUANTUM requires vet authorisation, ACVM: A011993.

BRAVECTO[®] QUANTUM now available at The Vet Centre!

Bravecto Quantum is a revolutionary new injection for dogs that treats existing flea and tick infections in only 2 days and then controls new infestations of these parasites for a whole year.

Containing the same active ingredient as well-known Bravecto Chews but formulated in a unique slow-release injection, the product maintains effective blood levels against fleas and ticks for an entire year. Six days after injection, the product kills fleas before they have a chance to lay eggs, thereby reducing contamination of the dog's environment with pre-adult stages of the flea lifecycle.

Bravecto Quantum's long action ensures peace of mind, given that most dogs miss doses of parasite treatment due to the challenges associated with remembering when doses are due.

The injection is registered for use in dogs 6 months and older- if you think your dog might benefit from a dose of Bravecto Quantum, then just get in touch with any one of our friendly clinics.

Bravecto Quantum requires vet authorisation, ACVM no: A011993.

Saved by the Sneeze




Dr Ellie Green
BVSc
Vet

Misty, a very loving young grey tabby, visited our Maungaturoto clinic recently after developing a nasty cough and lots of yawning out of the blue. Initially seen by her vet Ellie, she had a mild fever and very loud noises coming from her throat but no problems were found when Misty showed her pearly whites.

Misty went away with an anti-inflammatory and antibiotics, but after a short while with no improvement, it was decided Misty might need some x-rays and to look at the back of her mouth.

It's safe to say, the night before her procedure, Misty wasn't mighty impressed with having her food taken away and decided to take matters into her own hands. After some ferocious sneezes, Misty's owner noticed a small bit of grass poking out of her nostril. With some gentle encouragement, Misty's owner pulled a hefty 9cm grass blade from her nose. Luckily, the grass blade appeared to be whole, and Misty suddenly felt a whole lot better! A quick trip to the vets confirmed her chest sounded much better, and with close monitoring, Misty should be well on her way to a swift recovery.

Thank you, Misty, for being a great patient!



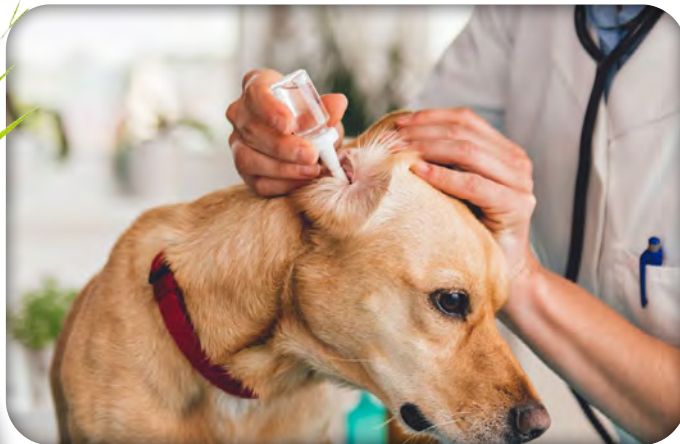


Top tip for grass blades

If you see a grass blade from your own pet's nose, please be very gentle, or contact a vet for assistance, as broken grass blades can be very hard to remove once stuck deep within the nasal cavity or sinuses.

Top tips for grass seeds

If you are taking a walk through long grass and your dog suddenly becomes lame or licks at their paws, give their feet a nice wash in some oatmeal-based shampoo and have a good search in between their toes!



TIPS ON GIVING MEDICATION Ear Treatment

- Most pets shake their head when the ear canal is filled with fluid, so pick an area that is easy to clean afterwards, in case the pet shakes ear cleaner or debris out of their ear. Holding a towel over the ear and back of the head while the pet shakes can help confine any mess.
- Draw up the liquid into the dropper/syringe or prepare the squeeze bottle as directed. Hold it with your dominant hand. Gently pull the ear flap up, slightly back, and upwards using your other hand.
- Very gently place the dropper/syringe or medication tip into the opening of the ear canal and move it as far down as comfortable for your pet.
- Apply the prescribed number of drops into the ear canal while holding the ear flap up so the cleanser does not leak out of the canal.
- Gently massage the base of the ear against the head in a circular motion to work the medication into the deep parts of the ear canal and dislodge any wax or debris deep in the canal. You should hear a 'squishing' sound as you massage the medication deep into the ear canal.
- You may see debris float to the top of the liquid. Continue to massage the base of the ear for about 15-30 seconds
- You can use a cotton ball or other soft material to remove the dirt and debris floating to the top of the canal and on the inside of the ear flap. Never place anything down the ear canal, such as a Q-tip or cotton ball, as you could harm your pet.
- Make sure you praise your dog/cat throughout the procedure and offer a treat during and after giving the medication. This will make the experience more positive and make it easier to give the medication the next time.

Top of the Rock

The inaugural "Top of the ROCK" 5km/10km walk/run event was held on Sunday, 9th March 2025. This Community Fun event was a great day out for all folks of all ages. Starting with the scenic event across Hokonui Farms with spectacular views and ending at the Kaiwaka Sports Centre for some much-deserved RnR, entertainment, games, and prize-giving.

Two lucky place getters with their Vet Centre prizes, being:

- 5km 2nd place Male - **Casey Wright** (the Dog Pack), and
- 5km 3rd place Female - **Jess Guenther-Leslie** (the Cat Pack)

Congratulations!!!





Easter Warning

With Easter just around the corner, it's essential to remember that some of the treats we enjoy during this holiday season can be dangerous to our furry friends as well as pose a risk of increased weight gain.

As veterinarians and pet owners, we know that pets love treats just as much as we do. However, some of these treats can be toxic to our friends with chocolate being a common culprit. Chocolate contains theobromine which can cause vomiting, diarrhoea, seizures and even death in high enough doses!

Another common toxic ingredient in pets is xylitol, an artificial sweetener found in many candies which can lead to a release of insulin and a rapid crashing of blood sugar levels with severe consequences.

The other thing to be aware of is the dangers of simple table scraps. While it may seem harmless to give a small piece of chicken or ham at Easter dinner or lunch, these foods often have very high amounts of calories and fats. Over time, excessive consumption can lead to obesity which has secondary health impacts such as heart disease, arthritis, diabetes or liver/kidney issues. Highly fatty foods can also cause a condition called pancreatitis where the pancreas becomes inflamed and begins to leak digestive enzymes.

We recommend moderation when feeding any treats and if you have any doubts about the safety of a food or are worried that they have ingested something harmful, please get in contact with one of our clinics.

We wish everyone a Happy Easter and to keep all of our furry friends safe.



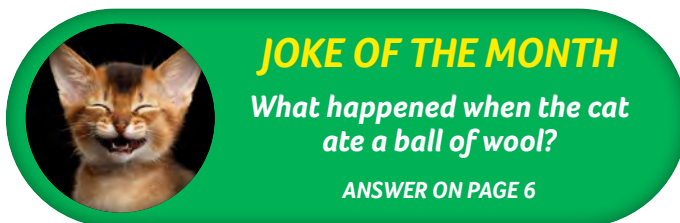
EASTER & ANZAC HOURS

Fri 18th April (Good Friday): CLOSED

Mon 21st April (Easter Monday): CLOSED

Fri 25th April (ANZAC Day): CLOSED

Saturdays open as normal for Mangawhai and Waipu



JOKE OF THE MONTH

What happened when the cat ate a ball of wool?

ANSWER ON PAGE 6

Please help us become NZ's Vet Clinic Team of the Year



The Southern Cross
Pawsies

Scan the QR code and nominate us today!




The Pawsies





Cute pets from the past month



Some of our colouring in competition winners:

Juliette Hartles, 9Y from Maungaturoto
Ka'Tleya Waetford, 9Y from Waipu

STAFF NEWS



Dr. Simone Ginwala

Dr Simone Ginwala will be re-joining us on April 14th in the Mangawhai and Waipu teams for when Emily Buswell takes a break to be with her newborn in May. Simone is a well-known and respected CA veterinarian who worked with us for 6 months in 2023/2024. She has been back in Sri Lanka doing amazing work with the street dogs, and has adopted an old, blind dog whilst also completing some courses including dog behaviour. We are stoked to have her back on our team.

Farewell Tessa

After four incredible years, the last three of which have been spent at Mangawhai, **Tess** is leaving us to set sail, literally 🚢



A dedicated and caring vet nurse, Tess has been a cornerstone of The Vet Centre's nursing team, always going above and beyond for her patients.

While we'll miss her dearly, we're excited for the adventures ahead as she embarks on this new chapter.

Farewell, Tess – may the four winds guide you safely home! 🚢 🌊

Welcome Back

As we say goodbye to Tessa, we welcome back **Jessie Beeler**. Most of you will remember Jessie, an extraordinary nurse who used to work with our Mangawhai team.



Jessie has returned from maternity leave; however, you will now see her lovely smile at the front desk of our Maungaturoto clinic. If you have not yet met Jessie, be sure to pop in and say hi. Great to have you back, Jessie!

Emily Stevens

We have a lovely new veterinary nurse that started in Mangawhai on March 24th. **Emily Stevens** has just completed her Vet Nurse Diploma and has previously completed her Rural Tech Course. She loves tech work but is looking to broaden her horizons with veterinary nursing. She is originally from the Waikato, and enjoys horse riding, sports, camping and fishing and is keen to join social groups in the area to meet people.





Fundraiser Ride by Team

When they're not busy in-clinic, some of our team enjoy spending time with their equine friends.

A number of them own their own horses and recently participated in a fundraising trek held by the Ararua Hall, nestled in the Kaipara. Our riders had a fantastic 5-hour farmland trek on their trusty steeds with a fabulous BBQ lunch provided afterwards. Trek fees were contributed for much-needed improvements to the community hall, which is used for a variety of functions. Many thanks to the organisers for a great day!



Cute pets from the past month

Patch the guinea pig





Lifestyle News – Lifestyle healthcare plans

We have come up with an inclusive healthcare package for our lifestyle farmers. No matter how many sheep, cows, goats, or alpacas you have, we have a plan to suit you. Led by our terrific vet tech team, they are here to service your animal's needs.

If you have a lifestyle farm and want to be part of this fantastic package, please get in touch with your local Vet Centre.

Everything you need to optimise health and prevent disease on your block.



She had mittens!



Bonny and Jack McKinley from Ruawai with their calf



Some of our colouring in competition winners:

Brynn,
7Y from Ruawai
Ruby Cloughton,
8Y from Mangawhai

NexGard SPECTRA®

BUY NEXGARD SPECTRA AND YOU COULD

WIN

A PET-FRIENDLY MOTORHOME ADVENTURE*

*Prizes apply. ADVN Nos. A011184 and A011802

Waipu Clinic

53 The Centre
Waipu
P 09 432 0693

Opening Hours

Mon-Fri: 8.00am-5.00pm
Saturdays:
9.00am-12.30pm

Ruawai Clinic

23 Jellicoe Road
Ruawai
P 09 439 2506

Opening Hours

Mon-Fri: 8.00am - 5.00pm
Saturdays: CLOSED

Mangawhai Clinic

36 Moir St
Mangawhai
P 09 431 4535

Opening Hours

Mon-Fri: 8.00am - 5.00pm
Saturdays:
9.00am - 12:30pm

Maungaturoto Clinic

184 Hurndall St
Maungaturoto
P 09 431 8318

Opening Hours

Mon-Fri: 8.00am - 5.00pm
Saturdays: CLOSED

Ruakākā Clinic

385 Marsden Point Road
Ruakākā
P 09 433 4916

Opening Hours

Mon-Fri: 8.00am - 5.00pm
Saturdays: CLOSED